

KENDRIYA VIDYALAYA NO.2 CHANDIMANDIR CANTT

Holidays' Homework (2023-24)

Class	II
Subject- English ❖ Learn by heart poems : First day at school and I am lucky. ❖ Do reading practice daily ❖ Write and learn one new word from your textbook with its meaning daily. (40 words) ❖ Make ten rhyming words . Example : sun bun run Make ten words starting with letters : sh , ch , cl Example : shell Ch chair Cl clear Do one page handwriting daily . Learn all the work done in your notebook. Make 2 Placard of new words.	
विषय : हिन्दी ❖ प्रतिदिन एक नया शब्द लिखो और वाक्य बनाओ । ❖ प्रतिदिन एक कहानी अथवा अपनी पस्तक का एक पेज पढ़ो। ❖ “ऊँट चला” और “म्याऊँ – म्याऊँ” कविता याद करो और लिखो । ❖ अपने नाम के पहले अक्षर से शुरू होने वाले १० शब्द लिखो । परियोजना कार्य ❖ ५ पालतू और जंगली जानवरों के मखौट बनाओ चित्र और उनके नाम लिखो । ❖ घर के अंदर और बाहर खेले जाने वाले खेलों के चित्र बनाओ अथवा चिपकाओ और उनके नाम लिखो । ❖ विद्यालय पत्रिका के लिए कोई एक आर्टिकल लिखो । ❖ २ नए शब्दों के Placard बनाओ।	
Subject- EVS PROJECT 1) Make a list of healthy food and junk food and paste their pictures . 2) Make your family tree. Q1) Write your daily routine during holidays .(morning till you go to bed at night) I get up at _____ Take a bath _____ Q2) Learn all the work done in your notebook	
Subject – Math ❖ Learn and write tables 2 to 5. Write and learn number names 1-50 ❖ Make flash cards of numbers 1 to 100. ❖ Cut and paste following shapes with colored paper : circle, triangle, square, rectangle, oval	
Project Work- ❖ Make a model of balance. ❖ Make model of 3D shapes (cube, cuboid, cylinder and cone) ❖ Make one dice. NOTE : LEARN ALL THE WORK DONE IN YOUR NOTEBOOK AND TEXTBOOK TILL DATE . Note Learn Prayer, National Anthem, Pledge(Hindi and English), 5-5 Thoughts (Hindi and English), One Hindi and One English Special Item Every student will prepare these items.	
Class	III
Subject- EVS	

- ❖ **Revise all the work done in notebook .**
- ❖ **Write 5 slogans on the topic 'Save Water'.**
- ❖ **Write 5 sentences about our National bird and National animal. Also draw and colour their pictures.**
- ❖ **Prepare a Herbarium file containing leaves of 10 different plants or trees. Name the leaf.**
- ❖ **Write one poem on the topic 'Water'.**
- ❖ **Complete the worksheets attached.**

Worksheet

K.V. _____

Date: _____


Class: _____ Subject: EVS Lesson: 1 Topic: Poonam's Day Out


Name of the student: _____


Q.1. Answer the following questions:


- (a) Name two animals that eat grass: _____
- (b) Name two animals that eat flesh: _____
- (c) Name two animals that live in water: _____
- (d) Name two animals that have wings: _____
- (e) Name two animals that can hop: _____

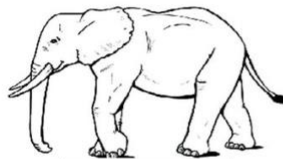
Q.2. Identify the following animals. Write their names and colour the pictures:-











Grade: _____

Teacher's Sign: _____

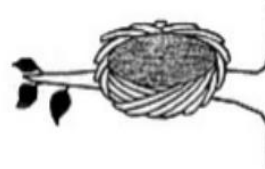
i. Answer the following questions:

1. An animal with four legs: _____
2. An animal with long tail: _____
3. An animal with horns: _____
4. A beautiful bird with blue green feathers: _____

ii. Tick the correct sound of the animals:

- a. Bird: Croaks / Chirps
- b. Cat: Moos / Mews
- c. Dog: Neighs / Barks
- d. Frog: Croaks / Chirps
- e. Lion: Roars / Brays


iii. Match the animals with their Homes:



WORKSHEET
SUB- EVS , TOPIC - The Plant Fairy
Class III Lesson - (2)

Name _____ Sec _____ Roll No _____

① Name the parts of the plant .



② Name the trees/plants which give us -

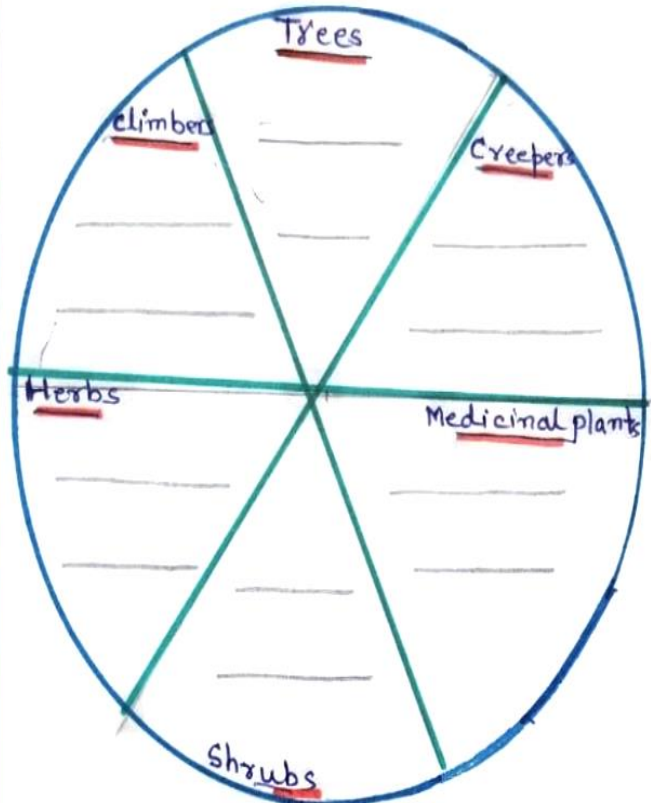
- a) Fruits _____ , _____
- b) Vegetables _____ , _____
- c) Perfume _____ , _____
- d) Medicines _____ , _____
- e) Fibres _____ , _____

**EVS, WORKSHEET
CLASS III**

**TOPIC
THE PLANT FAIR**

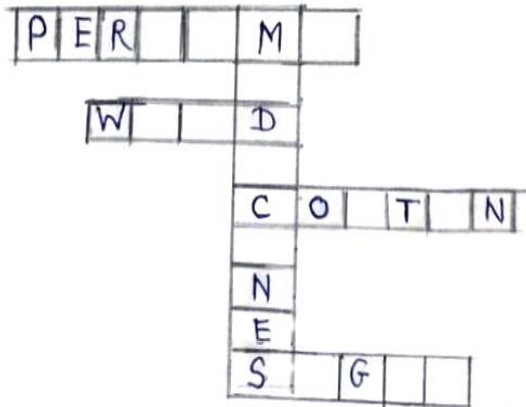
NAME _____ SEC _____ DATE _____

① Choose and write in the correct part of the circle



- Rose plant
- Tomato plant
- Teak tree
- Peas plant
- Tulsi
- Pumpkin
- Watermelon
- Heena (Mehandi Plant)
- Money plant
- Banyan tree
- grass
- Neem

② Complete the word ladder. (Things we get from plants)



WORKSHEET - EVS

TOPIC: WATER O' WATER

CLASS:III SEC: _____

ROLL: _____

NAME: _____

DATE: _____

I. CHOOSE THE CORRECT ANSWER:

Q.1. Write two sources of water:-

(a) _____ (b) _____

Q.2. Name the three forms of water:-

(a) _____ (b) _____ (c) _____

Q.3. Name two rivers:-

(a) _____ (b) _____

Q.4. Write two uses of water:-

(a) _____ (b) _____

Q.5. DRAW, NAME AND COLOUR TWO SOURCES OF DRINKING WATER:-





II. FILL IN THE BLANKS:-

- (a) _____ is the solid form of water.
- (b) _____ is the gaseous form of water.
- (c) _____ is a huge source of salty water.
- (d) _____ is the purest form of water.
- (e) Always _____ your hands before eating food.

III. WRITE FIVE ACTIVITIES WHICH YOU CAN DO WITHOUT WATER:-

- (a) _____
- (b) _____
- (c) _____
- (d) _____
- (e) _____

IV. NAME FIVE ACTIVITIES WHICH YOU CAN NOT DO WITHOUT WATER:-

- (a) _____
- (b) _____
- (c) _____
- (d) _____
- (e) _____



Class

IV

ENGLISH

MAKE A SEPARATE NOTEBOOK FOR HOLIDAYS HOMEWORK

1. Read Unit 1&2 loudly.
2. Learn poems of Unit 1,2&3 by heart.

3. Write at least one new word from dictionary and construct meaningful sentences using that word. Also write its meaning.
4. Write any ten:
 - a. nouns b. verbs
 - c. adjectives d. opposites
5. Try to make a poem on EYES or EARS or PEACOCK or TIGER.
6. Talk at least 8-10 sentences with your parents in English and write any 30 simple sentences in your notebook.e.g
 1. I am happy today.2. I want to have ice-cream.

EVS CLASSIV

1. Draw a picture of DREAM SCHOOL and write 5 sentences.
2. Write food habits, habitat of the following animals
Tiger Elephant camel
3. Paste pictures of animals having ears and hair on their body and animals having no ears and no hair on their body,
4. Learn any one poem in Eng or Hindi on topic "TREES "
5. Practice all states of India in the map of INDIA.
6. Write names of any ten countries their states and their currency in your notebook .Also locate them in the Map of WORLD.

Class

V

Subject :Maths

1. Learn tables 2 to 20 . (two times)
2. Revise chapter 1 and 2 work done till now.
3. Do 2 sums of addition , subtraction , multiplication and division daily .
4. Make a degree clock with the help of activity given on page 31.
5. Make a model of an aquarium and hang fish and sea animals by using thread.
6. Do "Surya Namaskar" yoga daily. Draw all the postures on A-4 sheet and count the number of angles made by your body during it .
7. With the help of matchsticks make different types of shapes on A-4 sheet and mark angles with different colours -
 - a) More than 90 degree b) Less than 90 degree
 - c) Right angle
8. Count angles in your name - a) Right angles
 - b. More than right angle

- c. Less than right angle
Solve the given worksheets in your maths notebook.

Subject English:

1. Cut an English news headline daily (15 DAYS) and write 4-5 lines about it in your words. You can write it from English News Channel also (If English newspaper is not available). Write only positive news.
1. Write all the new words with meanings from the lessons learnt till now in alphabetical order.
2. Read a story book and write the names of its characters and short summary on A4 sheet. You can make its drawing also.
3. Learn all the work done of unit 1.
4. Activity:
 - a. Put an ice cube in a bowl. Before it melts write as many words as you think rhyming with – Snow, Ice, Cold, and water. (Your time is only till the single ice cube melts).
 - b. Make a beautiful plant pot by decorating a waste bottle/ small clay pot/ or any other waste thing. Grow a plant in it from any seed. Post your pic with it after vacation showing how big it has grown by your care.
 - c. Make a small album of your 5 favourite foods. Write the name at the top...Paste or draw their pics and write two three lines about it.
OR Paste the wrappers of different types of ice-creams with different brands and flavours. (Collage type)

CLASS -V EVS

1. Take any 20 food items and tick or write the following answers.

Sr No	Food Items	Can Be Identified			How Does It Taste	State In Which It Is Grown	For How Many Days Can You Keep It Naturally
		Smell	Taste	Touch			
1							
2							

2. Collect different types of seeds outside your home.

3. List out the 20 food items that can get Spoilt in short and long period.
4. Observe different seeds, shapes and make a chart.
5. Project: Prepare a model or chart of Digestive system and Tongue also write its importance and functions of it.
6. Do the given worksheets in your notebook.

Lesson -1

<https://vaga.study/pdf/nc/eeev/nceeevvp01.pdf>

Lesson -

2<https://vaga.study/pdf/nc/eeev/nceeevp02.pdf> Lesson -3

<https://vaga.study/pdf/nc/eeev/nceeevvp03.pdf>

विषय- हिन्दी

(गृहकार्य)

1. पाठ क्रमांक एक एवं दो में किया गया कार्य याद कीजिए ।

मूल्याधारित प्रश्न (लिखो एवं याद करो)

1. दूसरों की सहायता करना अच्छी बात है। क्या तुम दूसरों की सहायता करते हो? यदि हाँ, तो अपने द्वारा किए गए ऐसे दो कार्य लिखो, जो तुमने किसी और की सहायता के लिए किए हों?
2. यदि हमारे जीवन में त्योहार न हों, तो हमारा जीवन कैसा हो जाएगा? त्योहारों का हमारे जीवन में क्या महत्व है ?
3. वृक्ष : हमारे मित्र (कम से कम सौ शब्दों में लिखो)

परियोजना कार्य

किन्हीं दस भारतीय राज्यों की निम्नलिखित विशेषताएं लिखो ।

राज्य का नाम _____

राज्य की राजधानी _____

राज्य का क्षेत्रफल _____

राज्य की बोली / भाषा _____

मुख्य पहनावा _____

मुख्य भोजन _____

मुख्य फसलें _____

मुख्य त्योहार _____

व्याकरण

- (1) कोई दस जातिवाचक संज्ञा लिखो एवं इन्हीं के लिए तीन- तीन व्यक्तिवाचक संज्ञा लिखिए।
 - (2) कोई दस वाक्य लिखो एवं इनमें से विशेषण शब्द छांटकर लिखिए।
 - (3) कोई दस वाक्य लिखो एवं इनमें से क्रिया शब्द छांटकर लिखिए।
 - (4) कोई दस मुहावरे लिखो। (अर्थ एवं वाक्य प्रयोग सहित)
 - (5) पाठ 1 एवं 2 में से किन्ही दस शब्दों से वाक्य बनाइये।
 - (6) किन्ही दस शब्दों के तीन – तीन पर्यायवाची शब्द लिखो ।
- निम्नलिखित विषयों पर कम से कम सौ- सौ शब्द लिखो ।

(1) शिक्षा का महत्व

(2) खेलों का महत्व

(3) परिश्रम का महत्व

(4) मीठी वाणी का महत्व